




ヘルプ



CAMBRIDGE
UNIVERSITY PRESS

1 - 問い合わせる

In Focus サイト(English Centralサイト): www.cambridgeinfocus.org/contactus より質問事項をご記入の上お問い合わせ頂くか、info@cambridgeinfocus.org へ直接お問い合わせください。

CAMBRIDGE



Teacher

Student

Help

Contact Us

Submit an Inquiry

Cambridge Student

student@email.com

Great site!

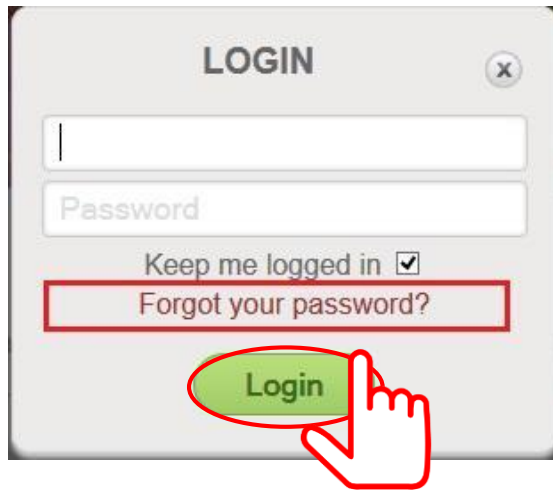
Submit

powered by EnglishCentral 



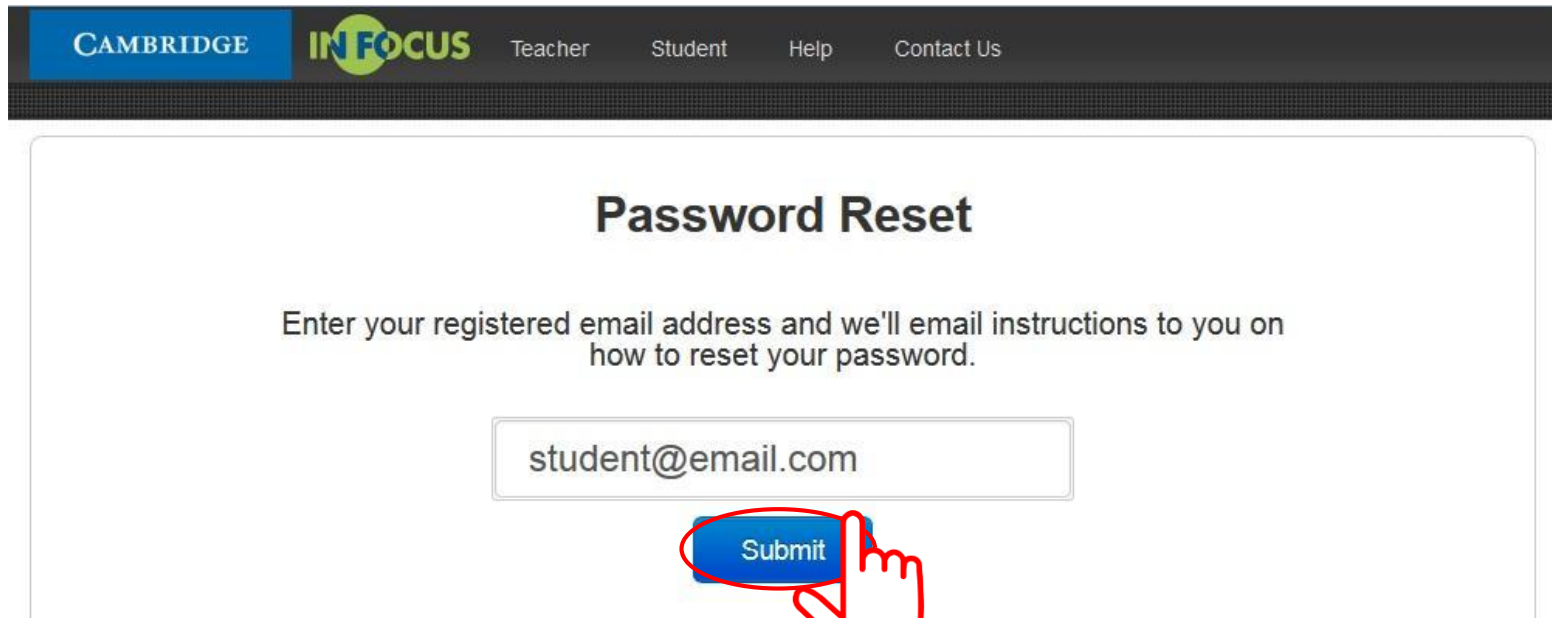
2.1 – パスワードのリセット

- a. パスワードを忘れた、パスワードをリセットしたい場合は、ログインボックスの下に表示された“Forgot your password?” をクリックします。



A screenshot of a login form titled "LOGIN" with a close button (x) in the top right corner. The form contains a text input field, a "Password" input field, a "Keep me logged in" checkbox which is checked, and a link "Forgot your password?". The "Forgot your password?" link is highlighted with a red rectangular box. Below the link is a green "Login" button, which is also highlighted with a red oval and has a hand cursor pointing to it.

- b. 登録の際使用したemailアドレスを入力し、“Submit”をクリックします。



A screenshot of a "Password Reset" page. At the top, there is a navigation bar with "CAMBRIDGE" and "INFOCUS" logos, and links for "Teacher", "Student", "Help", and "Contact Us". The main heading is "Password Reset". Below the heading, the text reads: "Enter your registered email address and we'll email instructions to you on how to reset your password." There is a text input field containing "student@email.com". Below the input field is a blue "Submit" button, which is highlighted with a red oval and has a hand cursor pointing to it.

2.2 – パスワードのリセット

パスワードリセットのリクエストを受け付けたメッセージが表示されます。English Centralのカスタマーサポートから新しいパスワードがメールで届きます。

CAMBRIDGE



Teacher

Student

Help

Contact Us

Password Reset

Customer Support is working on your request. You will receive your new password shortly.

powered by **EnglishCentral** 